

# HFX

4K HDMI EXTENDER OVER FIBER OPTIC CABLES



## USER MANUAL

HFX

HDMI 2K/4K Multimode Fiber Extender



Designed and Manufactured in the USA

# Smart-AVI

1-800-284-2131  
www.smartavi.com

# OVERVIEW

TECHNICAL SPECIFICATIONS ..... 3

WHAT'S IN THE BOX? ..... 4

FRONT AND REAR ..... 4

INSTALLATION ..... 5

TROUBLESHOOTING ..... 6

TECHNICAL SUPPORT ..... 6

LIMITED WARRANTY STATEMENT ..... 7


# TECHNICAL SPECIFICATIONS

VIDEO	
Format	HDMI 1.4 and HDCP compliant
HDTV Resolutions	480p, 720p, 1080i, 1080p/60Hz/48bit, 4Kx2K/30Hz
TV Resolution	480i
Refresh Rate	Up to 130Hz
Wavelength	850 nm
Bit Error Rate Performance	1.00E-12
Input Interface (TX)	HDMI Type A 19-pin Female TMDS
Output Interface (RX)	HDMI Type A 19-pin Female TMDS
Input Cable Length	Up to 40 ft
Output Cable Length	Up to 40 ft
Format	Dolby TrueHD, DTS-HD MA
Input Interface	HDMI (Integrated)
Output Interface	HDMI (Integrated)
Laser Output Power	Class 1; EN 60825-1 2007; EN 60825-2 A2 2010
SYSTEM	
Output Interface	Fiber Optic
Output Cable	Multimode
Maximum Length	1,000 ft (300 m)
OTHER	
Power	External 100-240 VAC/5VDC2A @ 10 W
Dimensions	5"W x 1.125"H x 4.125"D
Weight TX & RX	1 lb
Approvals	UL, CE, ROHS Compliant
Operating Temperature	32-131°F (0-55 °C)
Storage Temperature	-4-185 °F (-20-85 °C)
Humidity	Up to 95%

# WHAT'S IN THE BOX?

PART NO.	Q-TY	DESCRIPTION
HFX-TX-S	1	HDMI 2K/4K Multimode Fiber Transmitter
HFX-RX-S	1	HDMI 2K/4K Multimode Fiber Receiver
PS5VD2A	2	PS5VD2A Power Supply
User Manual	1	


## HFX-TX REAR



## HFX-TX FRONT



## HFX-RX REAR

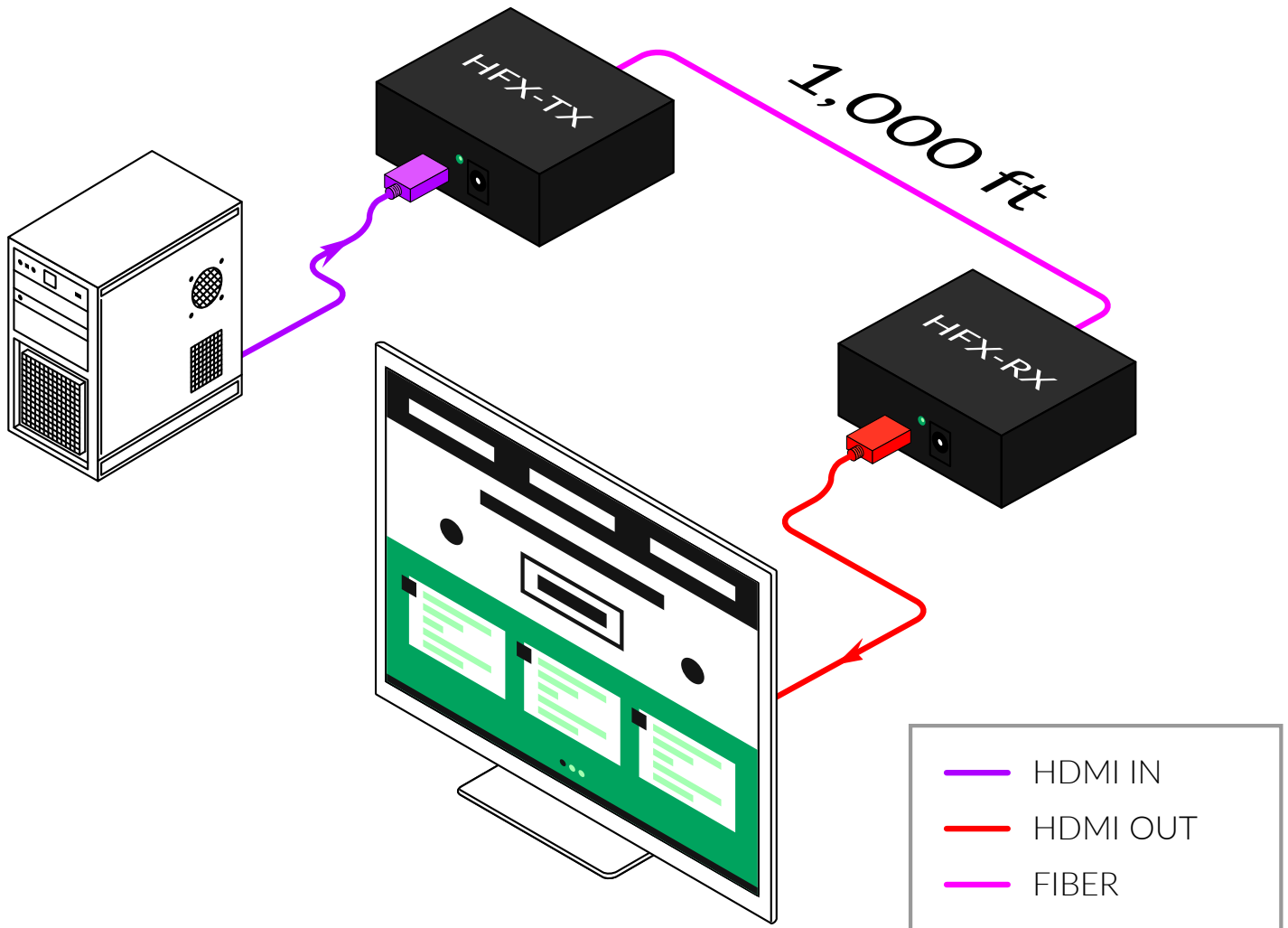


## HFX-RX FRONT



# INSTALLATION

1. Turn off connected devices
2. Connect cables between signal source device and HFX-TX unit's input ports
3. Connect cables between the HFX-RX unit's output ports and end-point device
4. Connect HFX-TX and HFX-RX via CAT5e/6 cable
5. Connect power supply to either HFX-TX and HFX-RX units
6. Turn on HFX-TX and HFX-RX units
7. Return power to connected devices



# TROUBLESHOOTING

## No Power

- Make sure that the power adapter is securely connected to the power connector of the unit.
- Check the output voltage of the power supply and make sure that the voltage value is around 12VDC.
- Replace the power supply.

## No Video

- Check if all the video cables are connected properly.
- Connect the computer directly to the monitor to verify that your monitor and computer are functioning properly.
- Restart the computers.

## Keyboard is not working

- Check if the keyboard is properly connected to the unit.
- Check if the USB cables connecting the unit and the computers are properly connected.
- Try connecting the USB on the computer to a different port.
- Make sure that the keyboard works when directly connected to the computer.
- Replace the keyboard.

## Mouse is not working

- Check if the mouse is properly connected to the unit.
- Try connecting the USB on the computer to a different port.
- Make sure that the mouse works when directly connected to the computer.
- Replace the mouse.

## No Audio

- Check if all the audio cables are connected properly.
- Connect the speakers directly to the computer to verify that the speakers and the computer audio are functioning properly.
- Check the audio settings of the computer and verify that the audio output is through the speakers.

# TECHNICAL SUPPORT

For product inquiries, warranty questions, or technical questions, please contact [info@smartavi.com](mailto:info@smartavi.com).

# LIMITED WARRANTY STATEMENT

## A. Extent of limited warranty

SmartAVI, Inc. warrants to the end-user customers that the SmartAVI product specified above will be free from defects in materials and workmanship for the duration of 1 year, which duration begins on the date of purchase by the customer. Customer is responsible for maintaining proof of date of purchase.

SmartAVI limited warranty covers only those defects which arise as a result of normal use of the product, and do not apply to any:

- a. Improper or inadequate maintenance or modifications
- b. Operations outside product specifications
- c. Mechanical abuse and exposure to severe conditions

If SmartAVI receives, during applicable warranty period, a notice of defect, SmartAVI will at its discretion replace or repair defective product. If SmartAVI is unable to replace or repair defective product covered by the SmartAVI warranty within reasonable period of time, SmartAVI shall refund the cost of the product.

SmartAVI shall have no obligation to repair, replace or refund unit until customer returns defective product to SmartAVI.

Any replacement product could be new or like new, provided that it has functionality at least equal to that of the product being replaced.

SmartAVI limited warranty is valid in any country where the covered product is distributed by SmartAVI.

## B. Limitations of warranty

To the extent allowed by local law, neither SmartAVI nor its third party suppliers make any other warranty or condition of any kind whether expressed or implied with respect to the SmartAVI product, and specifically disclaim implied warranties or conditions of merchantability, satisfactory quality, and fitness for a particular purpose.

## C. Limitations of liability

To the extent allowed by local law the remedies provided in this warranty statement are the customers sole and exclusive remedies.

To the extent allowed by local law, except for the obligations specifically set forth in this warranty statement, in no event will SmartAVI or its third party suppliers be liable for direct, indirect, special, incidental, or consequential damages whether based on contract, tort or any other legal theory and whether advised of the possibility of such damages.

## D. Local law

To the extent that this warranty statement is inconsistent with local law, this warranty statement shall be considered modified to be consistent with such law.

# Smart-**AVI**

SMART AUDIO VIDEO INNOVATION

## NOTICE

The information contained in this document is subject to change without notice. SmartAVI makes no warranty of any kind with regard to this material, including but not limited to, implied warranties of merchantability and fitness for particular purpose. SmartAVI will not be liable for errors contained herein or for incidental or consequential damages in connection with the furnishing, performance or use of this material. No part of this document may be photocopied, reproduced, or translated into another language without prior written consent from SmartAVI, Inc.

20180109



**Designed and Manufactured in the USA**

Tel: (800) AVI-2131 • (702) 800-0005  
2455 W Cheyenne Ave, Suite 112  
North Las Vegas, NV 89032

**[www.smartavi.com](http://www.smartavi.com)**